

Construction

in Milwaukee County, WI



Contents

What is Lightcast Data?	1
Report Parameters	2
Workforce Map	3
Executive Summary	4
Supply (Jobs)	5
Demographic Details	7
Demand	9
What skills are they posting for?	20

What is Lightcast Data?

Lightcast data is a hybrid dataset derived from official government sources such as the US Census Bureau, Bureau of Economic Analysis, and Bureau of Labor Statistics. Leveraging the unique strengths of each source, our data modeling team creates an authoritative dataset that captures more than 99% of all workers in the United States. This core offering is then enriched with data from online social profiles, resumés, and job postings to give you a complete view of the workforce.

Lightcast data is frequently cited in major publications such as *The Atlantic*, *Forbes*, *Harvard Business Review*, *The New York Times*, *The Wall Street Journal*, and *USA Today*.

 The Atlantic Forbes Harvard Business Review The New York Times WSJ USA TODAY

Report Parameters

1 Industry

23 Construction

1 County

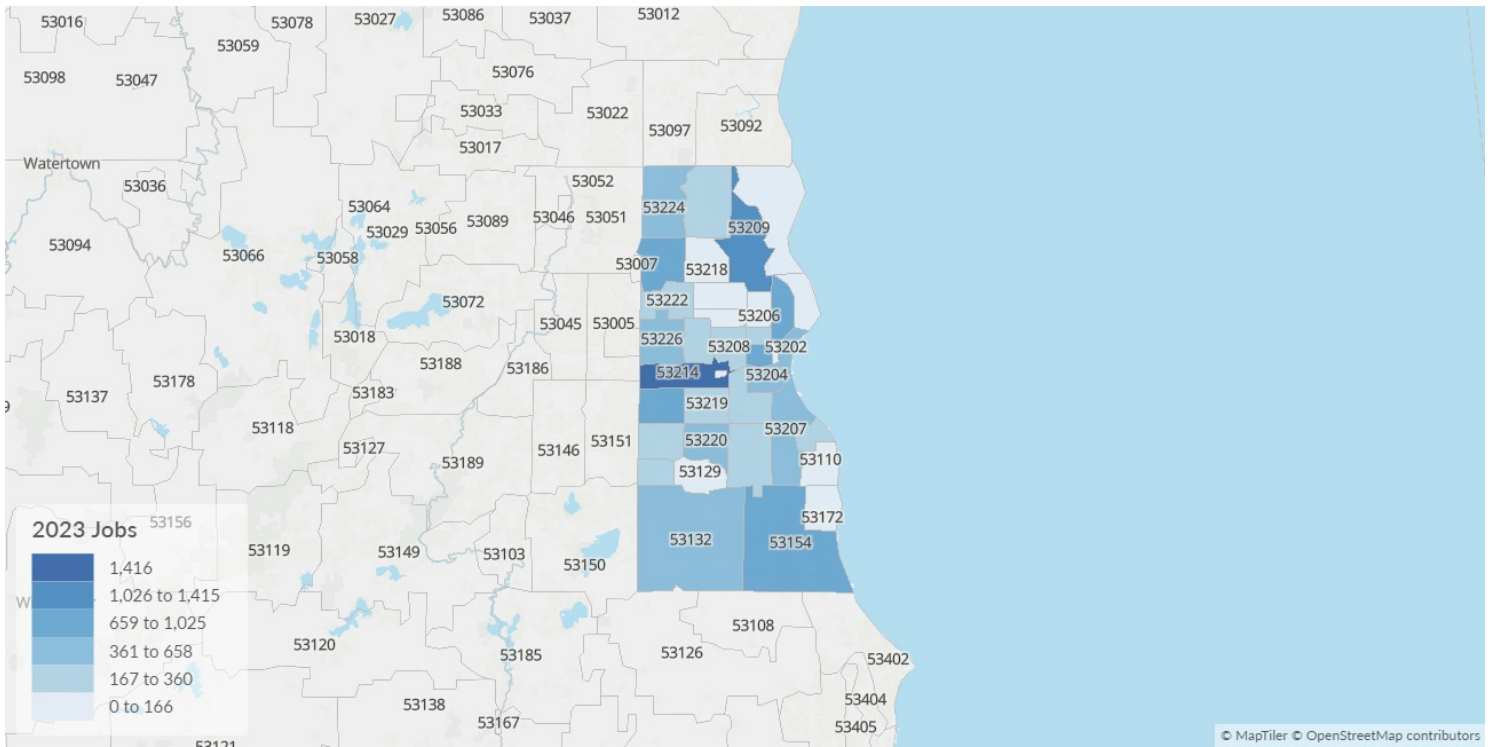
55079 Milwaukee County, WI

Class of Worker

QCEW Employees and Non-QCEW Employees

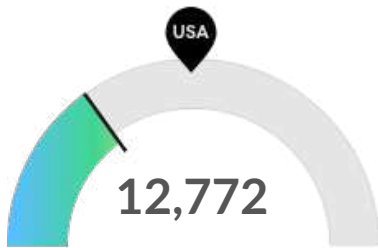
The information in this report pertains to the chosen industry and geographical area.

Workforce Map



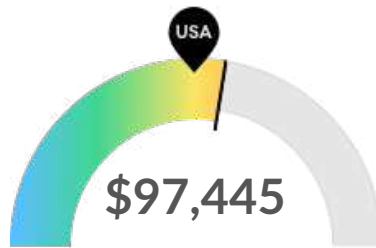
Executive Summary

Average Hiring Competition Over a Thin Supply of Regional Talent



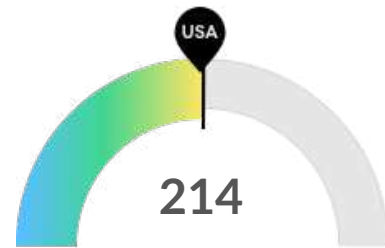
Supply (Jobs)

Milwaukee County, WI is not a hotspot for this kind of talent. The national average for an area this size is 24,694* employees, while there are 12,772 here.



Earnings Per Job

Earnings per job are about the same as the national average. The national average salary for Construction in an area this size is \$90,620, while in Milwaukee County, WI it is \$97,445. Earnings per jobs is the total industry earnings divided by the number of jobs in the industry.



Demand (Job Postings)

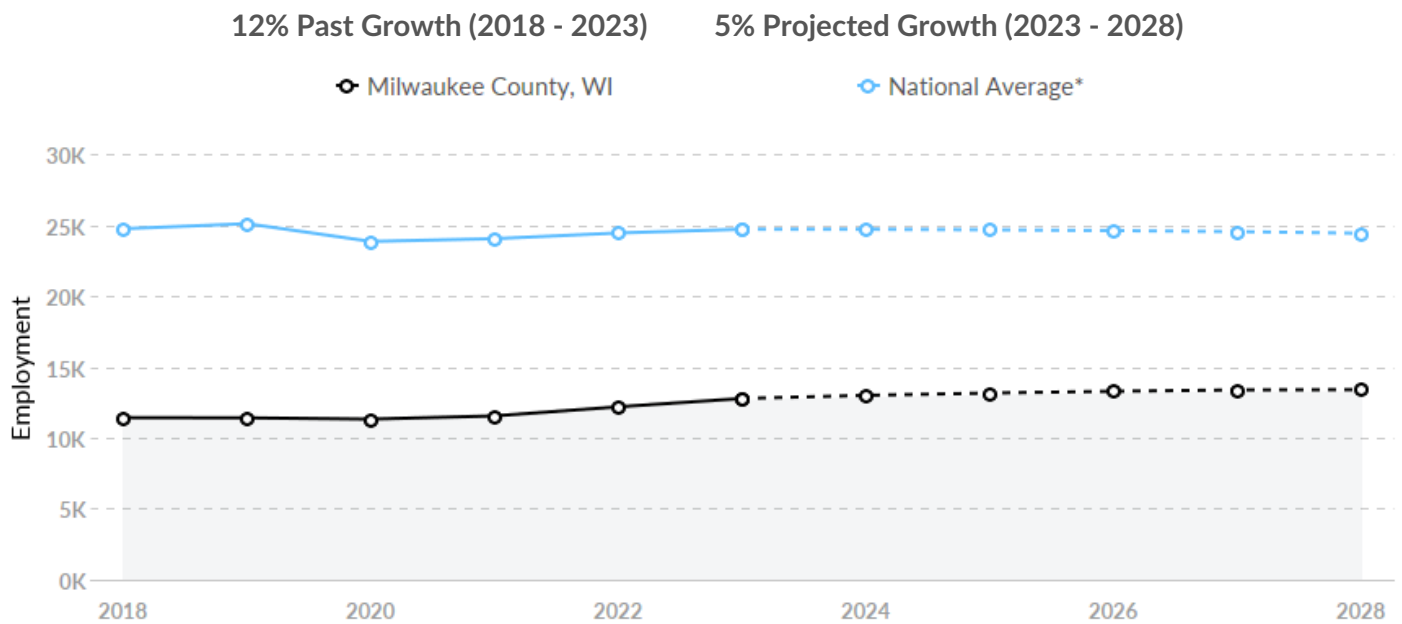
Competition from online job postings is about average in Milwaukee County, WI. The national average for an area this size is 213* job postings/mo, while there are 214 here.

*National average values are derived by taking the national value for Construction and scaling it down to account for the difference in overall workforce size between the nation and Milwaukee County, WI. In other words, the values represent the national average adjusted for region size.

Supply (Jobs)

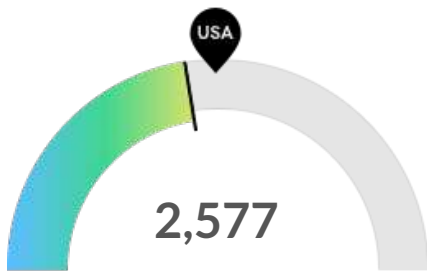
Supply Is Lower Than the National Average

The regional vs. national average employment helps you understand if the supply of Construction is a strength or weakness for Milwaukee County, WI, and how it is changing relative to the nation. An average area of this size would have 24,694* employees, while there are 12,772 here. This lower than expected supply may make it more difficult to find candidates. The gap between expected and actual employment is expected to remain roughly the same over the next 5 years.



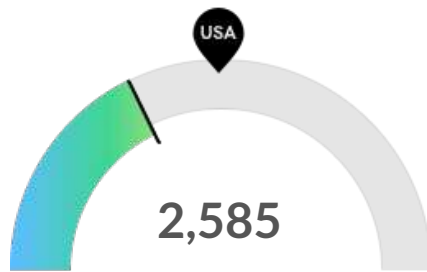
*National average values are derived by taking the national value for Construction and scaling it down to account for the difference in overall workforce size between the nation and Milwaukee County, WI. In other words, the values represent the national average adjusted for region size.

Retirement Risk Is Low, While Overall Diversity Is Low



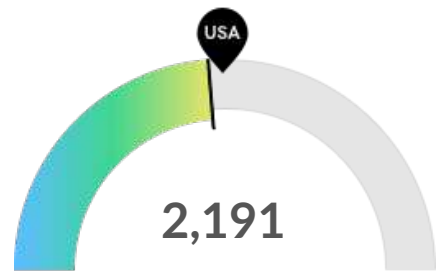
Retiring Soon

Retirement risk is low in Milwaukee County, WI. The national average for an area this size is 2,988* employees 55 or older, while there are 2,577 here.



Racial Diversity

Racial diversity is low in Milwaukee County, WI. The national average for an area this size is 4,078* racially diverse employees, while there are 2,585 here.



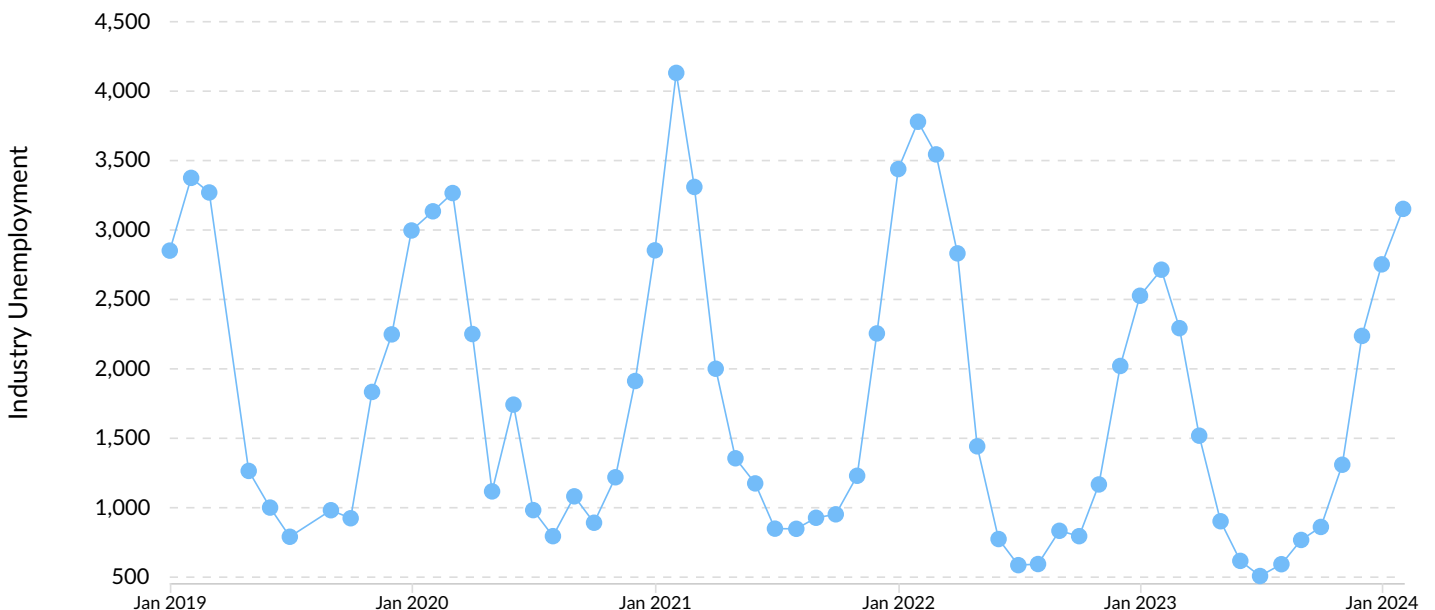
Gender Diversity

Gender diversity is about average in Milwaukee County, WI. The national average for an area this size is 2,358* female employees, while there are 2,191 here.

*National average values are derived by taking the national value for Construction and scaling it down to account for the difference in overall workforce size between the nation and Milwaukee County, WI. In other words, the values represent the national average adjusted for region size.

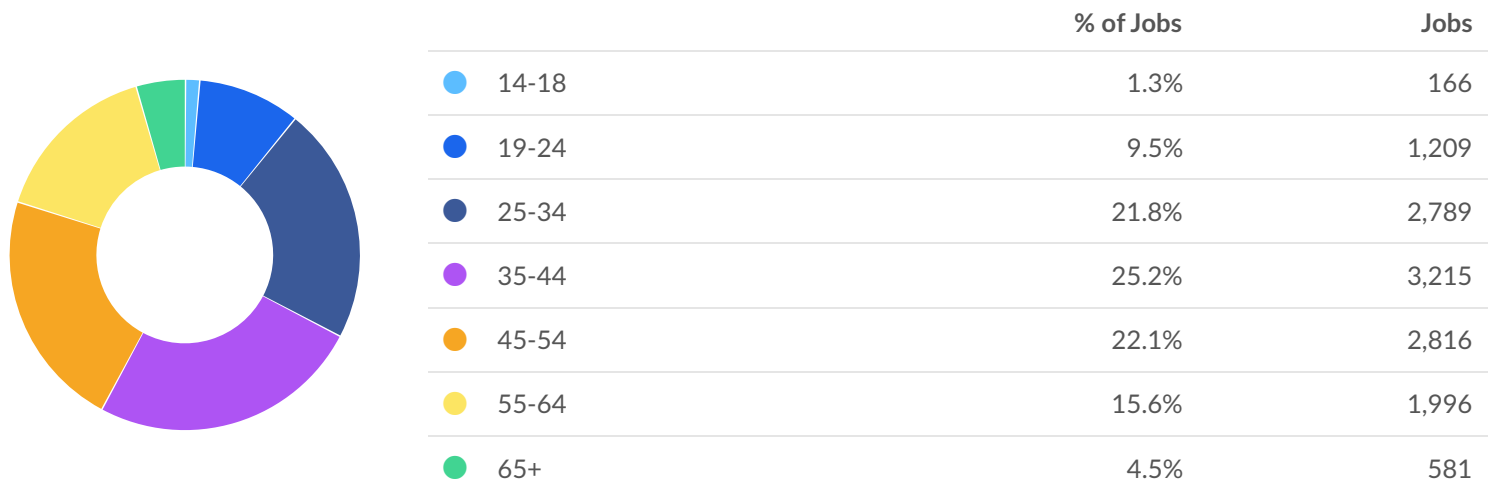
Unemployment Rate Trends

Unemployment shown at the 2-digit sector level.

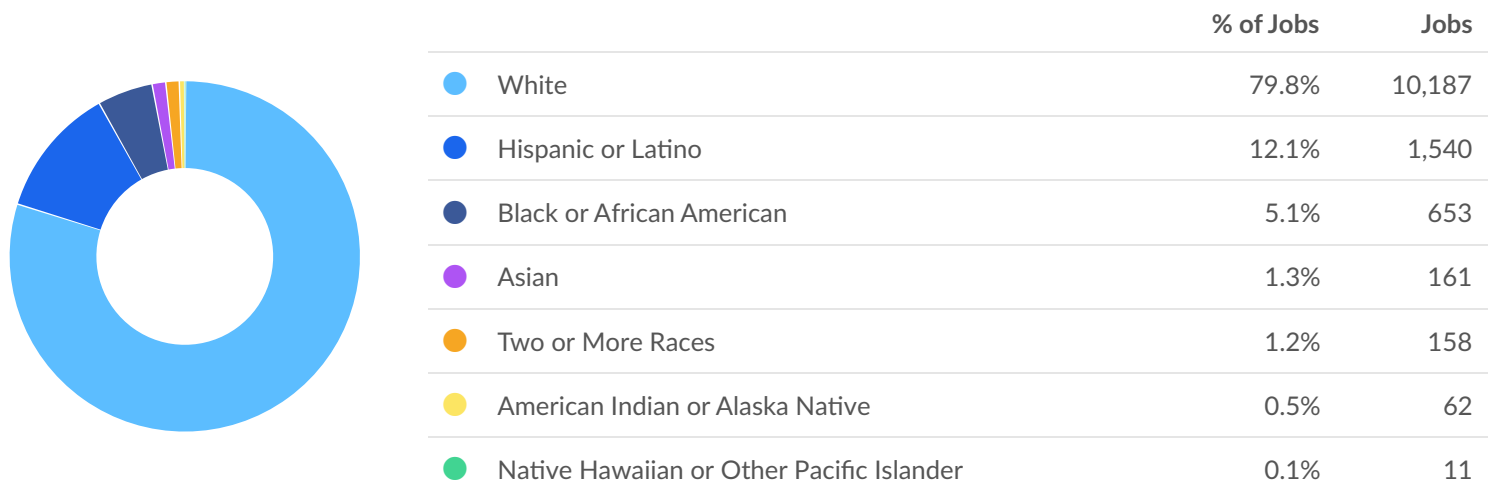


Demographic Details

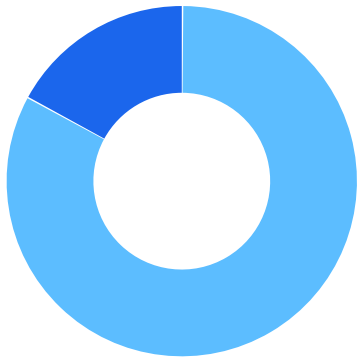
Industry Age Breakdown



Industry Race/Ethnicity Breakdown

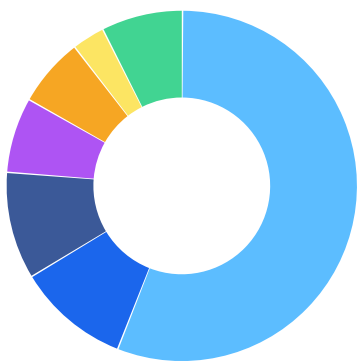


Industry Gender Breakdown



	% of Jobs	Jobs
● Males	82.8%	10,581
● Females	17.2%	2,191

Most Jobs are Found in the Construction and Extraction Occupations Industry Sector



Occupation	% of Industry in Occupation (2023)
● Construction and Extraction Occupations	55.9%
● Office and Administrative Support Occupations	10.4%
● Installation, Maintenance, and Repair Occupations	9.9%
● Business and Financial Operations Occupations	6.9%
● Management Occupations	6.4%
● Sales and Related Occupations	3.0%
● Other	7.5%

Demand



504 Employers Competing

All employers in the region who posted for this job over the last 12 months.



2,571 Unique Job Postings

The number of unique postings for this job over the last 12 months.



27 Day Median Duration

Posting duration is 1 day longer than what's typical in the region.

Top Companies	Unique Postings
Johnson Controls	386
Milwaukee Rescue Mission	87
AmeriPro Roofing	58
Michels Corporation	58
J F Ahern Company	51

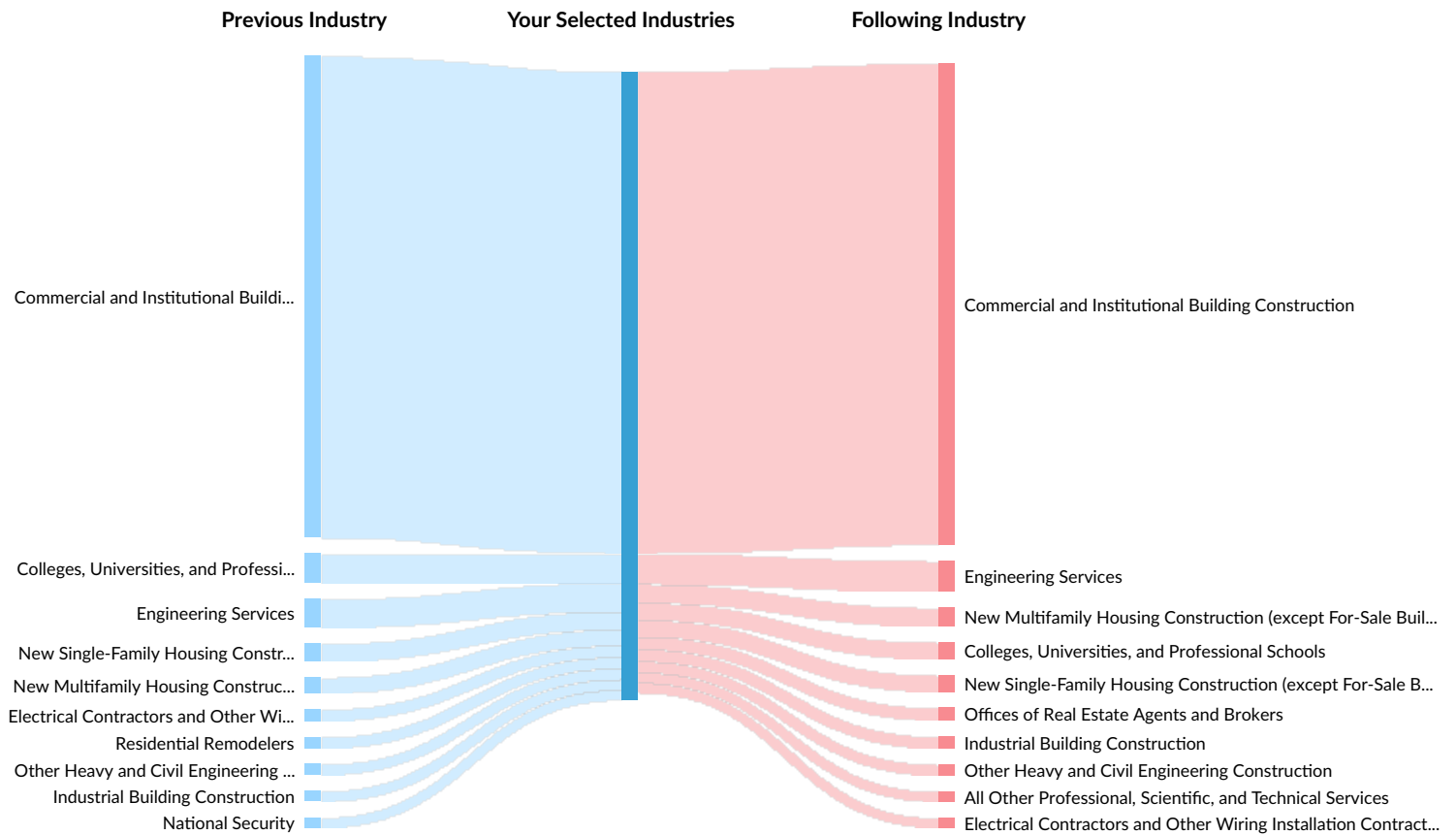
Top Job Titles	Unique Postings
Project Managers	37
Construction Project Managers	24
Outside Sales Representatives	24
General Laborers	23
Field Sales Representatives	18

Industry Gain and Drain

The table below analyzes the profiles of current and past people in your selected industries. The left column shows job transitions from other industries to your selected industries. The right column shows job transitions from your selected industries to other industries.

Please note, results are only available at the national level and the 6-digit NAICS level. Also your selection has been limited to 100 industries.

The following represents the job transitions of employees in your selected industries in the United States:



Previous Industries	Transitions
Commercial and Institutional Building Construction	120,317
Colleges, Universities, and Professional Schools	7,388
Engineering Services	7,159

Previous Industries	Transitions
New Single-Family Housing Construction (except For-Sale Builders)	4,479
New Multifamily Housing Construction (except For-Sale Builders)	3,996
Electrical Contractors and Other Wiring Installation Contractors	2,916
Residential Remodelers	2,807
Other Heavy and Civil Engineering Construction	2,710
Industrial Building Construction	2,656
National Security	2,573
Offices of Real Estate Agents and Brokers	2,491
Plumbing, Heating, and Air-Conditioning Contractors	2,460
Full-Service Restaurants	2,437
All Other Specialty Trade Contractors	2,404
Highway, Street, and Bridge Construction	2,354
All Other Professional, Scientific, and Technical Services	2,251
Architectural Services	1,759
Custom Computer Programming Services	1,642
Elementary and Secondary Schools	1,637
Hotels (except Casino Hotels) and Motels	1,595
Limited-Service Restaurants	1,526
Administrative Management and General Management Consulting Services	1,412
Poured Concrete Foundation and Structure Contractors	1,402
Commercial Banking	1,316
All Other Miscellaneous Retailers	1,292
Other Activities Related to Real Estate	1,219
Employment Placement Agencies	1,171

Previous Industries	Transitions
Site Preparation Contractors	1,143
Clothing and Clothing Accessories Retailers	1,137
Software Publishers	1,135
Lessors of Residential Buildings and Dwellings	1,088
Insurance Agencies and Brokerages	1,084
General Medical and Surgical Hospitals	1,055
Computer Systems Design Services	1,052
Other Computer Related Services	979
Supermarkets and Other Grocery Retailers (except Convenience Retailers)	967
Department Stores	956
Offices of Lawyers	947
Other Management Consulting Services	935
Support Activities for Oil and Gas Operations	904
Offices of Certified Public Accountants	887
Water and Sewer Line and Related Structures Construction	878
Drywall and Insulation Contractors	843
New Housing For-Sale Builders	827
Roofing Contractors	816
Offices of Physicians (except Mental Health Specialists)	813
Residential Property Managers	761
Temporary Help Services	755
All Other Personal Services	731
Lessors of Nonresidential Buildings (except Miniwarehouses)	728
Other General Government Support	691
Hardware Retailers	680

Previous Industries	Transitions
Computing Infrastructure Providers, Data Processing, Web Hosting, and Related Services	675
Other Foundation, Structure, and Building Exterior Contractors	630
Office Administrative Services	627
Landscaping Services	621
Religious Organizations	606
Other Scientific and Technical Consulting Services	589
Warehouse Clubs and Supercenters	551
Electronics and Appliance Retailers	546
Home Centers	542
Couriers and Express Delivery Services	533
Marketing Consulting Services	521
Power and Communication Line and Related Structures Construction	515
Janitorial Services	498
Oil and Gas Pipeline and Related Structures Construction	488
Fitness and Recreational Sports Centers	485
Junior Colleges	478
All Other Support Services	470
Portfolio Management and Investment Advice	468
Wireless Telecommunications Carriers (except Satellite)	462
Finish Carpentry Contractors	446
Land Subdivision	444
Wholesale Trade Agents and Brokers	429
Framing Contractors	424
New Car Dealers	423

Previous Industries	Transitions
Industrial Machinery and Equipment Merchant Wholesalers	416
Golf Courses and Country Clubs	412
Security Guards and Patrol Services	410
Advertising Agencies	405
Offices of Other Holding Companies	402
Automobile and Light Duty Motor Vehicle Manufacturing	394
Other Accounting Services	394
Painting and Wall Covering Contractors	390
Sporting Goods Retailers	378
Masonry Contractors	371
Other Building Finishing Contractors	369
Structural Steel and Precast Concrete Contractors	368
Other Miscellaneous Durable Goods Merchant Wholesalers	360
Other Building Equipment Contractors	342
General Freight Trucking, Long-Distance, Truckload	334
Commercial and Industrial Machinery and Equipment (except Automotive and Electronic) Repair and Maintenance	321
Motion Picture and Video Production	315
Security Systems Services (except Locksmiths)	264
Flooring Contractors	252
Electrical Apparatus and Equipment, Wiring Supplies, and Related Equipment Merchant Wholesalers	237
Real Estate Credit	224
Glass and Glazing Contractors	216
Media Streaming Distribution Services, Social Networks, and Other Media Networks and Content Providers	203
All Other Telecommunications	177

Following Industries	Transitions
Commercial and Institutional Building Construction	120,317
Engineering Services	7,686
New Multifamily Housing Construction (except For-Sale Builders)	4,697
Colleges, Universities, and Professional Schools	4,247
New Single-Family Housing Construction (except For-Sale Builders)	4,173
Offices of Real Estate Agents and Brokers	3,162
Industrial Building Construction	3,009
Other Heavy and Civil Engineering Construction	2,772
All Other Professional, Scientific, and Technical Services	2,579
Electrical Contractors and Other Wiring Installation Contractors	2,526
Residential Remodelers	2,489
All Other Specialty Trade Contractors	2,214
Highway, Street, and Bridge Construction	2,161
Plumbing, Heating, and Air-Conditioning Contractors	2,087
Full-Service Restaurants	1,874
Other Management Consulting Services	1,819
Administrative Management and General Management Consulting Services	1,679
Custom Computer Programming Services	1,587
All Other Miscellaneous Retailers	1,579
Architectural Services	1,525
Elementary and Secondary Schools	1,498
Other Activities Related to Real Estate	1,284
Software Publishers	1,283
Lessors of Residential Buildings and Dwellings	1,189

Following Industries	Transitions
Insurance Agencies and Brokerages	1,182
Hotels (except Casino Hotels) and Motels	1,173
General Medical and Surgical Hospitals	1,161
Poured Concrete Foundation and Structure Contractors	1,135
National Security	1,131
Computer Systems Design Services	1,088
Commercial Banking	1,086
Employment Placement Agencies	1,064
Lessors of Nonresidential Buildings (except Miniwarehouses)	1,034
Site Preparation Contractors	1,013
Offices of Physicians (except Mental Health Specialists)	921
Other Computer Related Services	915
Limited-Service Restaurants	899
Water and Sewer Line and Related Structures Construction	863
New Housing For-Sale Builders	835
Residential Property Managers	793
Offices of Lawyers	763
Office Administrative Services	761
Offices of Certified Public Accountants	716
Computing Infrastructure Providers, Data Processing, Web Hosting, and Related Services	706
Support Activities for Oil and Gas Operations	702
Other General Government Support	702
Roofing Contractors	675
Clothing and Clothing Accessories Retailers	674
Other Scientific and Technical Consulting Services	660

Following Industries	Transitions
Drywall and Insulation Contractors	639
All Other Personal Services	614
Temporary Help Services	611
Supermarkets and Other Grocery Retailers (except Convenience Retailers)	602
Power and Communication Line and Related Structures Construction	580
Portfolio Management and Investment Advice	543
Department Stores	533
Land Subdivision	527
Other Foundation, Structure, and Building Exterior Contractors	506
Search, Detection, Navigation, Guidance, Aeronautical, and Nautical System and Instrument Manufacturing	494
Religious Organizations	486
Marketing Consulting Services	481
Offices of Other Holding Companies	480
Landscaping Services	467
Junior Colleges	455
Automobile and Light Duty Motor Vehicle Manufacturing	434
Hardware Retailers	424
Other Electric Power Generation	417
Advertising Agencies	409
Janitorial Services	400
Industrial Machinery and Equipment Merchant Wholesalers	395
Oil and Gas Pipeline and Related Structures Construction	393
Wholesale Trade Agents and Brokers	391
Other Accounting Services	381

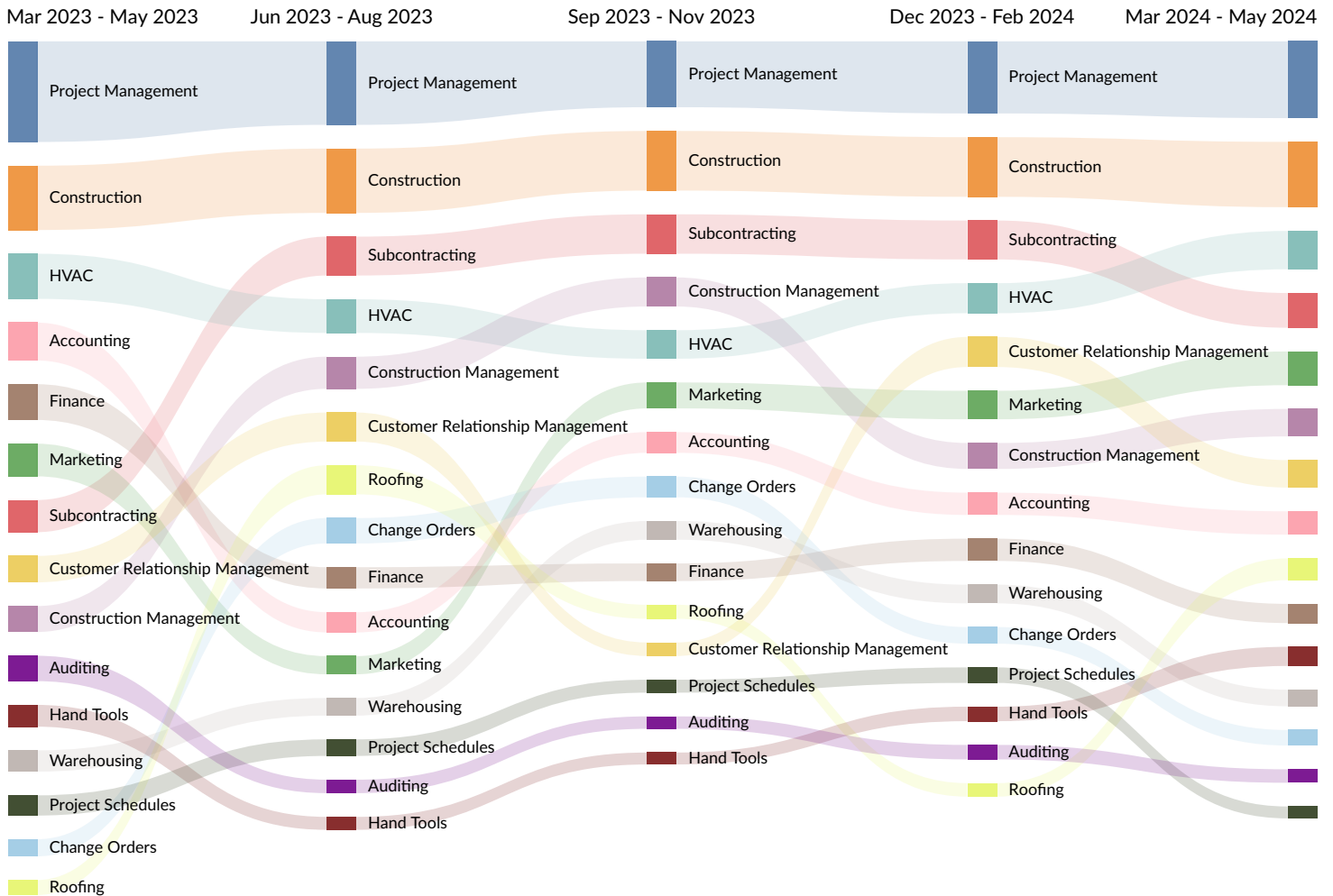
Following Industries	Transitions
All Other Support Services	371
Couriers and Express Delivery Services	365
Research and Development in the Physical, Engineering, and Life Sciences (except Nanotechnology and Biotechnology)	355
Commercial and Industrial Machinery and Equipment (except Automotive and Electronic) Repair and Maintenance	354
Electronics and Appliance Retailers	351
Electric Power Distribution	349
Telecommunications Resellers	344
Framing Contractors	342
Finish Carpentry Contractors	338
Other Miscellaneous Durable Goods Merchant Wholesalers	334
Other Building Equipment Contractors	329
Direct Property and Casualty Insurance Carriers	322
Fitness and Recreational Sports Centers	313
Motion Picture and Video Production	304
Painting and Wall Covering Contractors	296
Other Building Finishing Contractors	288
Electrical Apparatus and Equipment, Wiring Supplies, and Related Equipment Merchant Wholesalers	276
General Freight Trucking, Long-Distance, Truckload	272
Structural Steel and Precast Concrete Contractors	263
Wireless Telecommunications Carriers (except Satellite)	257
Masonry Contractors	256
Security Systems Services (except Locksmiths)	240
Real Estate Credit	216
Glass and Glazing Contractors	178

Following Industries	Transitions
All Other Telecommunications	176
Solar Electric Power Generation	170
Flooring Contractors	164

What skills are they posting for?

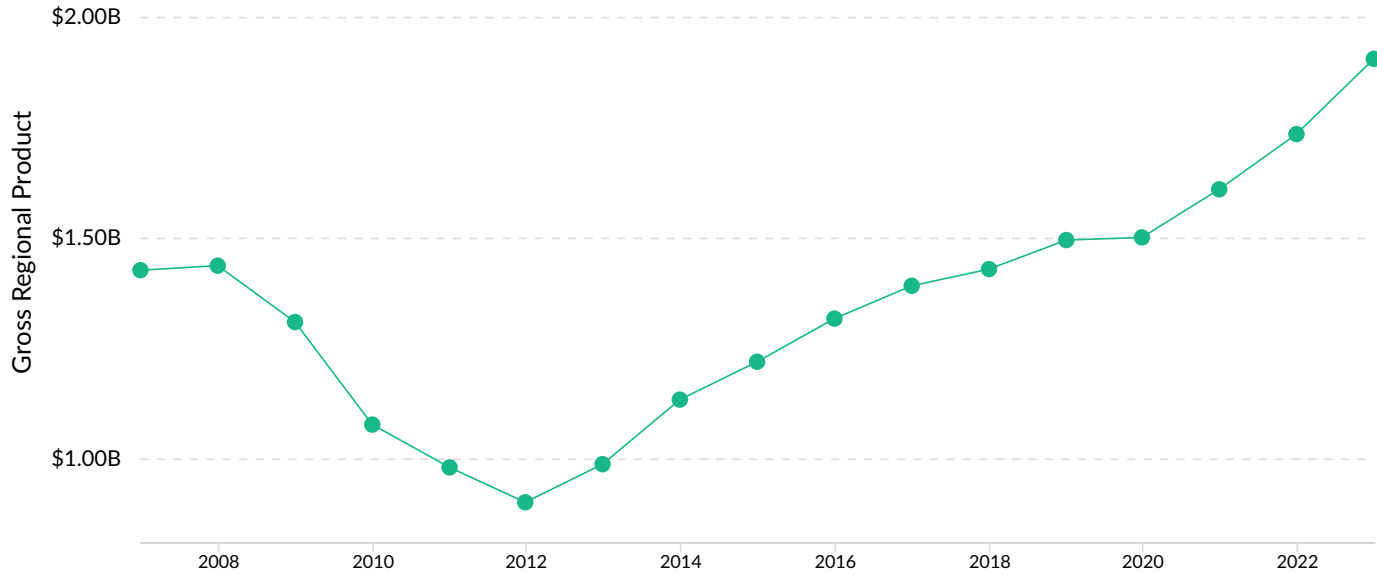
Top 15 Skills for All Job Types by Quarter

Skills help us understand the direction an industry is headed.



Gross Regional Product (GRP)

\$1.6B	\$315.1M	\$24.8M	\$1.9B
Earnings (2023)	Property Income (2023)	Taxes (2023)	Total GRP (2023)



Industry Requirements

Purchases from	In-region Purchases	Imported Purchases	Total Purchases
Home Centers	\$29,971,372	\$35,213,942	\$65,185,314
Ready-Mix Concrete Manufacturing	\$55,178,572	\$1,419,290	\$56,597,862
Other Building Material Dealers	\$15,224,804	\$32,796,830	\$48,021,634
Engineering Services	\$43,106,228	\$247,969	\$43,354,197
Petroleum Refineries	\$0	\$38,792,485	\$38,792,485